

# Steering Pump

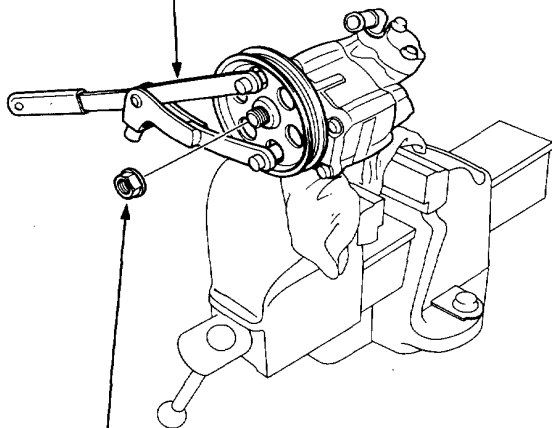
## Pulley Replacement

### Removal:

Hold the steering pump in a vise with soft jaws, and hold the pulley with the special tool and remove the pulley nut and pulley.

NOTE: Pulley nut has left-hand threads.

UNIVERSAL HOLDER  
07725-0030000

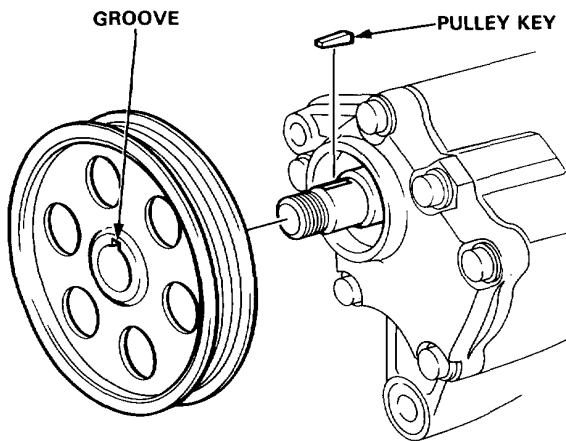


PULLEY NUT  
65 N·m (6.5 kg-m, 47 lb-ft)

### Installation:

#### Installation:

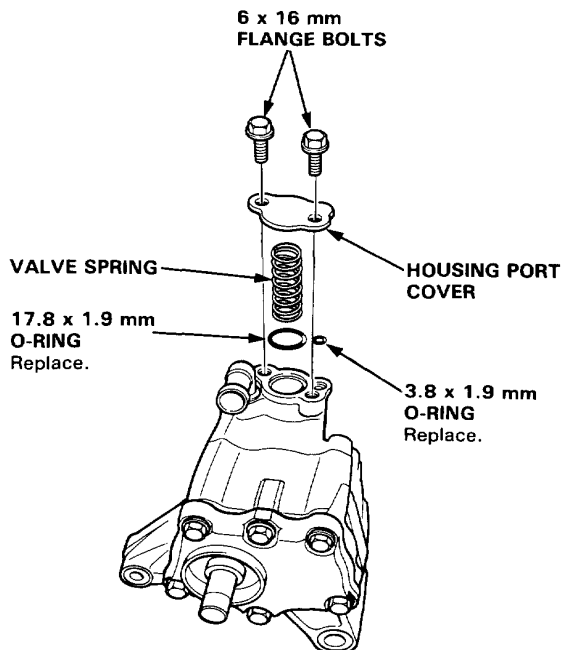
1. Install the pulley key in the groove of the pump shaft.
2. Slide the pulley onto the pump shaft by aligning the groove of the pulley and pulley key.



3. Hold the pulley with the special tool and tighten the pulley nut.

## Control Valve Inspection and Replacement

1. Remove the two 6 x 16 mm flange bolts, then remove the housing port cover, valve spring and O-rings.



2. Remove the control valve from the port housing.

